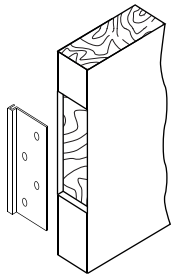




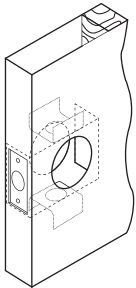
Standard Features

- ◆ 24-Gauge Galvanized Steel
- ◆ Honeycomb Core
- ◆ Non-Handed Design
- ◆ Reversible Residential Hinge
4" x 4", gauge .097"
- ◆ Matches Timely's Residential Frame Hinge
and Strike Locations
- ◆ Lock location 60" for 80" doors;
44" for 6'8" doors x 2 3/8" backset
with 1" x 1 1/4" Square Corner Face Plate
- ◆ Flush Top / Inverted Bottom
- ◆ Prime Paint Finish, Powder Coat
- ◆ Lock preparation (161) Cylindrical or
Blank Reinforced (BR)
- ◆ Wood reinforced hinge locations

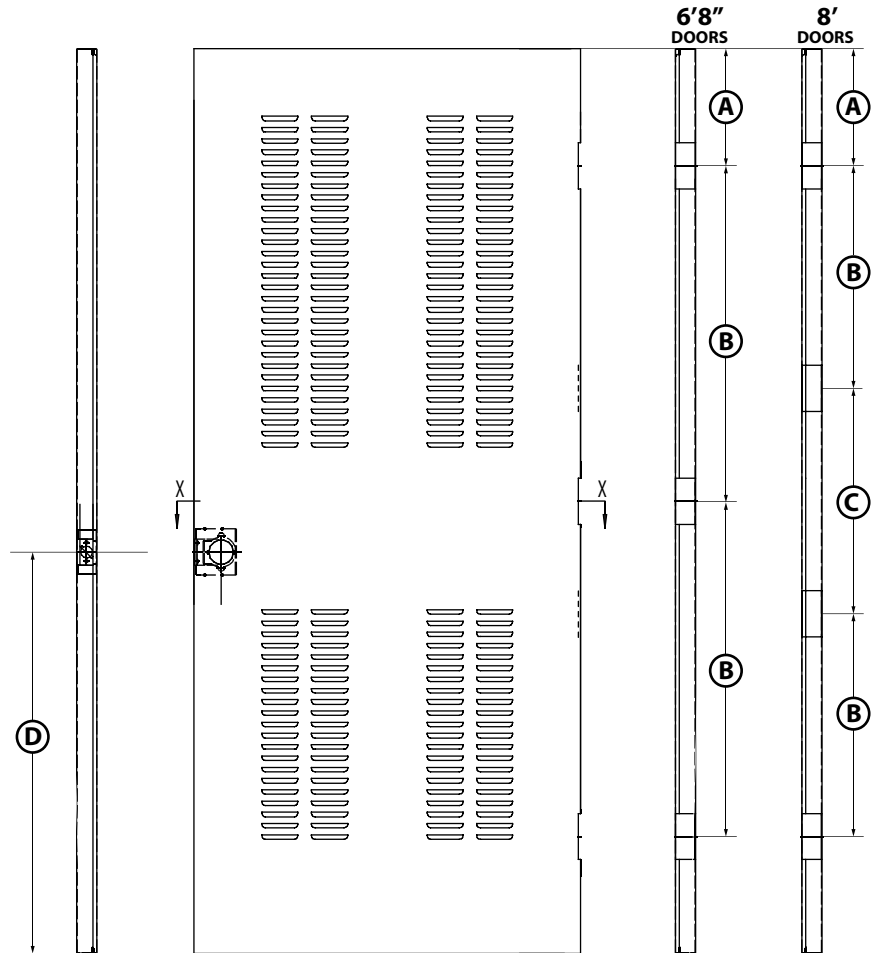
**Typical Hardware
Preparations**



NON-HANDED HINGE



ANSI / SDI A115.2
"C" (BORED)



DOOR SIZE	A	B	C	D
6'8"	10.125"	29.75"	-----	35.125"
8'	10.125"	25.0"	25.5"	35.125"

