



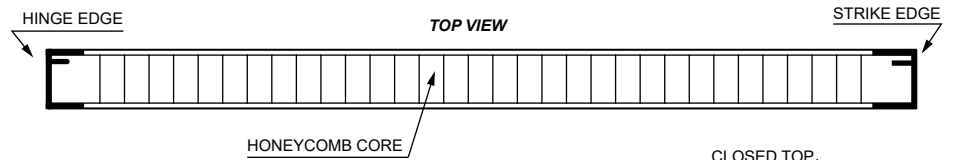
**STEEL DOOR & FRAME SYSTEMS, INC.**

# Double Egress Honeycomb Core Doors 6000 Series

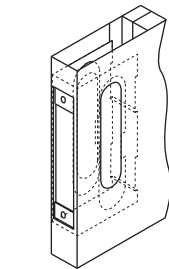
## Standard Features

- ◆ 18/16 Gauge
- Galvanized Steel
- ◆ Seamless Filled Edges  
(Edge/Corner Seam Construction)
- ◆ Full Body Honeycomb Core
- #90 Density Weight
- ◆ Non Handed Design
- ◆ 12 Gauge Closer Reinforcement
- ◆ 7-Gauge Hinge Reinforcement-  
Reversible
- ◆ 16-Gauge Top Cap - Galvanized
- ◆ 16-Gauge Inverted Bottom Cap -  
Galvanized
- ◆ Reinforced for Double Egress  
Surface Vertical Rod Application
- ◆ Prime Painted Grey Two Part  
Epoxy Factory Applied, Baked On
- ◆ WHI / ITS up to 3 hour,  
Positive Pressure and  
"S" Smoke included
- ◆ Meets or Exceeds Standards for  
ANSI 240.4 and ANSI 250.8

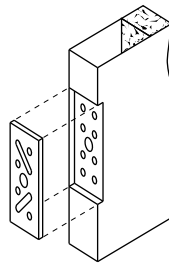
## Sections



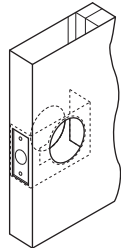
## Typical Hardware Preparations



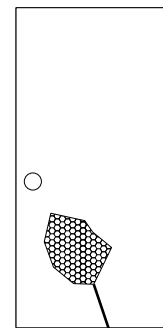
ANSI / SDI A115.1  
"MB" (MORTISE)



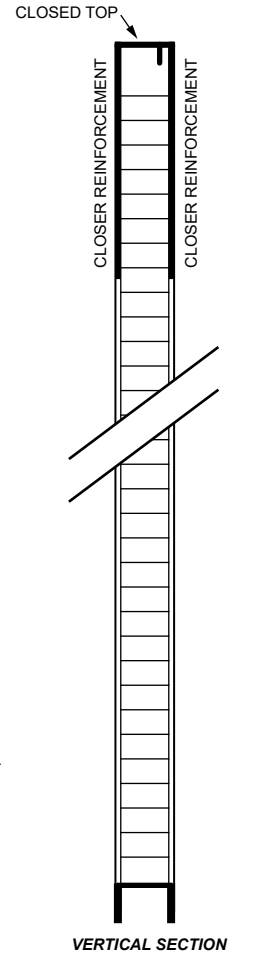
NON-HANDED HINGE




ANSI / SDI A115.2  
"C" (BORED)



HONEYCOMB CORE DETAIL

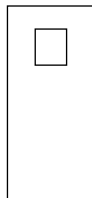


## 3 HR. LABEL STYLES

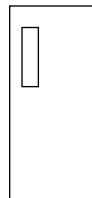


**F**  
3 x 33

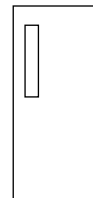
## 1-1/2 HR. LABEL STYLES



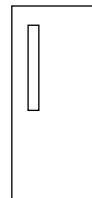
**V**  
10 x 10



**N**  
5 x 20

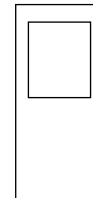


**N**  
4 x 25




**N**  
3 x 33

## 3/4 HR. LABEL STYLES



**G**



**L1**



**DKS Steel Door & Frame Systems, Inc.**

2142 Tubeway Avenue, Commerce, CA 90040 ♦ Tel: (323) 888-7763 ♦ Fax: (323) 888-0063 ♦ Email: sales@dksdoors.com ♦ Website: www.dksdoors.com