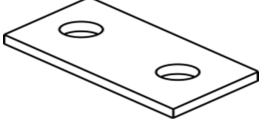
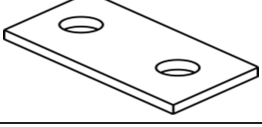
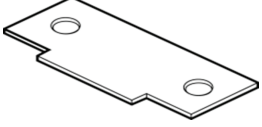
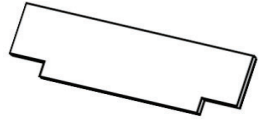
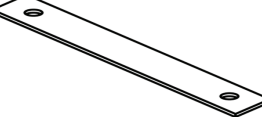
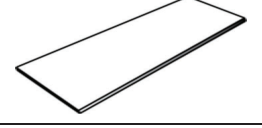
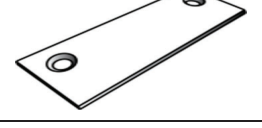


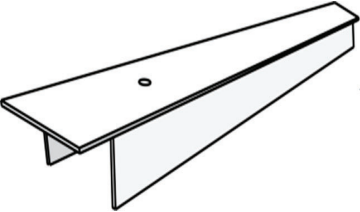




DKS ACCESSORIES

ILLUSTRATION	ITEM#	DESCRIPTION	MASTER QTY
FILLER PLATES			
	LFF	161 Cylindrical Lock Edge / Dead Bolt Prep Filler Machined C.S. Holes Use: for doors Dimensions: 1 1/8" x 2 1/4" Thickness: 11 Ga. Finish: Zinc Plated	500
	DBFIL-5	Deadlock Edge Filler Machined C.S. Holes Use: for frames Dimensions: 1 1/8" x 2 3/4" Thickness: 10 Ga. Finish: Mill Finish	750
	SF	Strike Filler Use: for frames Dimensions: 1 1/4" x 4 7/8" 1 1/8" at Lip Thickness: 11 Ga. Finish: Zinc Plated	150
	ASA-FP	ASA Blank Filler Plate Use: for frames Dimensions: 1 1/4" x 4 7/8" Finish: USP	100
	MLF86-1	86 Mortise Lock Edge Filler Machined C.S. Holes Use: for foors Dimensions: 1 1/4" x 8" Thickness: 16 Ga. Finish: Dichromate Plating	50
	HB-FP	Hinge Blank Filler Plate Use: for doors 4 1/2" hinges Finish: Mill Finish	100
	HFPLT	Hinge Filler Plate Use: for doors and frames 4 1/2" hinges Finish: USP	100
	161CP	Cylindrical Lock Cover Plate Used for covering 2 1/8" diameter 161 hole Finish: Dichromate Plating	100
	CLFC-78	Cylindrical Lock Face Cover Thickness: 18 Ga. Finish: Mill Finish	1000
Screw-In Steel Top Cap			
	T-CAP-36	Dimensions: 1 3/4"W x 1 5/8"H x 35 3/4"L Thickness: 20 Ga.	500
	T-CAP-120	Dimensions: 1 3/4"W x 1 5/8"H x 120"L Can be cut to desired length. Specify length on order. Any fraction of a foot is considered a foot. Finish: Mill Finish	150