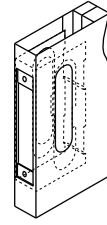




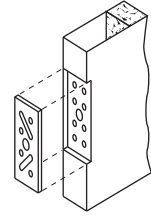
Standard Features

- ◆ 18 and 20 Gauge Cold Rolled or Galvanized Steel
- ◆ Seamless Filled Edges
- ◆ Full Body Polystyrene Core
- ◆ Non-Handed Design
- ◆ 12-Gauge Closer Reinforcement
- ◆ 7-Gauge Hinge Reinforcement- Standard / Heavy Duty
- ◆ 16-Gauge Flush Top Cap - Galvanized
- ◆ 16-Gauge Inverted Bottom Cap - Galvanized
- ◆ ADA 10 inch Minimum Bottom Rail
- ◆ Prime Painted Grey Two Part Epoxy Factory Applied, Baked On
- ◆ Standard Lock Preparations Include 161, Fed 86 Edge, Panic Bar Reinforced
- ◆ WHI / ITS up to 3 hour, Positive Pressure and "S" Smoke included
- ◆ STC Rated 28, Model 32-1700 STC Rated 32
- ◆ Meets or Exceeds Standards for ANSI 250.4 and ANSI 250.8

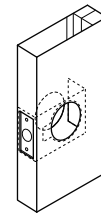
Typical Hardware Preparations



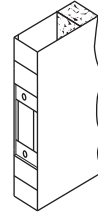
ANSI / SDI A115.1
"MB" (MORTISE)



NON-HANDED
HINGE



ANSI / SDI A115.2
"C" (BORED)



UNIVERSAL STRIKE
A115.1 "U"

