



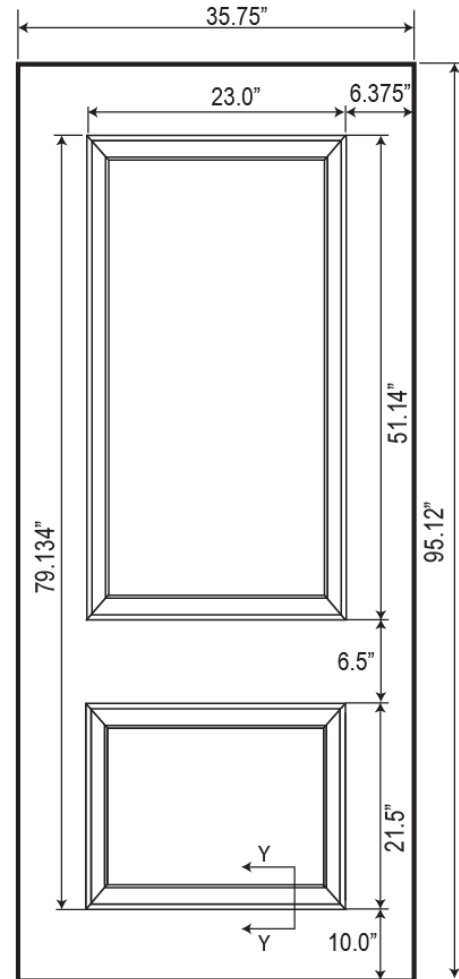
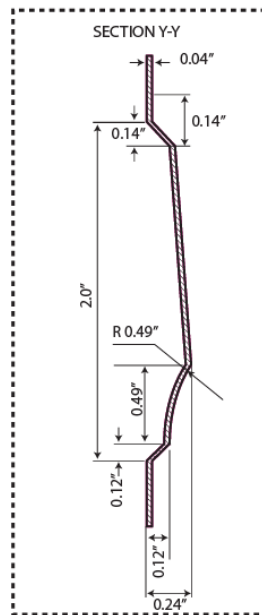
# NEW PRODUCT / SIZE

## FACTORY ORDER ONLY

### 1900 Series 2-Panel Doors 8'0

#### STOCK REVERSIBLE SEAMLESS POLYSTYRENE DOORS, 18 GAUGE

- ◆ 18 Gauge Cold Rolled or Galvanized Steel
- ◆ Seamless Filled Edges
- ◆ Full Body Polystyrene Core
- ◆ Non-Handed Design
- ◆ 12-Gauge Closer Reinforcement
- ◆ 7-Gauge Hinge Reinforcement- Standard / Heavy Duty
- ◆ 16-Gauge Flush Top Cap - Galvanized
- ◆ 16-Gauge Inverted Bottom Cap - Galvanized
- ◆ ADA 10 inch Minimum Bottom Rail
- ◆ Prime Painted Grey Two Part Epoxy Factory Applied, Baked On
- ◆ Standard Lock Preparations Include 161, 161-DL, Fed 86 Edge, Panic Bar Reinforcement
- ◆ WHI / ITS up to 3 hour, Positive Pressure and "S" Smoke included
- ◆ STC Rated 28, Model 32-1900 STC Rated 32
- ◆ Meets or Exceeds Standards for ANSI 250.4 and ANSI 250.8



ITEM #	SIZE	TYPE/GAUGE	PREP
*1966	3080	18	C
*1967			MB
*1968			BR
<b>GALVANIZED</b>			
*G1966	3080	18	C
*G1967			MB
*G1968			BR

\*FACTORY ORDER ONLY




# NEW PRODUCT / SIZES

IN STOCK, AVAILABLE FOR IMMEDIATE SHIPMENT

## 4000 Series Masonry Frames

### STOCK MASONRY FRAME COMPONENTS

#### 16 GAUGE

- Jamb depths from 6.125 to 13.00
- WHI 3 HR listing,  smoke label
- Prepared for ASA Strike
- Price include anchors, specify type ( WS = wood, STUD SS = steel stud, MA = masonry wire )

HEAD		
ITEM #	WIDTH	DEPTH
306125H	3'0"	6.125"
306375H		6.375"
308500H		8.50"
309000H		9.00"
309500H		9.50"
301300H		13.00"

BLANK STICK MATERIAL		
ITEM #	LENGTH	DEPTH
7125	10'0"	6.125"
7137		6.375"
7525		8.50"
7820		9.00"
7850		9.50"
7980		13.00"

JAMB				
ITEM #	HAND	TYPE	DEPTH	LENGTH
706125HJL	L	Hinge	6.125"	7'0"
706125HJR	R	Hinge		
706125SJL	L	Strike		
706125SJR	R	Strike		
706375HJL	L	Hinge		
706375HJR	R	Hinge	6.375"	7'0"
706375SJL	L	Strike		
706375SJR	R	Strike		
708500HJL	L	Hinge		
708500HJR	R	Hinge	8.50"	7'0"
708500SJL	L	Strike		
708500SJR	R	Strike		
709000HJL	L	Hinge		
709000HJR	R	Hinge	9.00"	7'0"
709000SJL	L	Strike		
709000SJR	R	Strike		
709500HJL	L	Hinge		
709500HJR	R	Hinge	9.50"	7'0"
709500SJL	L	Strike		
709500SJR	R	Strike		
701300HJL	L	Hinge	13.00"	7'0"
701300HJR	R	Hinge		
701300SJL	L	Strike		
701300SJR	R	Strike		



# NEW PRODUCT / SIZES

IN STOCK, AVAILABLE FOR IMMEDIATE SHIPMENT

## 4000 Series Masonry Frames

### STOCK MASONRY FRAME KITS

### 16 GAUGE

- Jamb depths from 6.125 to 13.00
- WHI 3 HR listing, (S) smoke label
- Prepared for ASA Strike
- Price include anchors, specify type ( WS = wood, STUD SS = steel stud, MA = masonry wire )

HAND	ITEM	SIZE	DEPTH	TYPE/GAUGE
LH	4150	3070	6.125"	16
RH	4151			
LH	4152		6.375"	
RH	4153			
LH	4154		8.5"	
RH	4155			
LH	4156		9.0"	
RH	4157			
LH	4158		9.5"	
RH	4159			
LH	4160		13.0	
RH	4161			



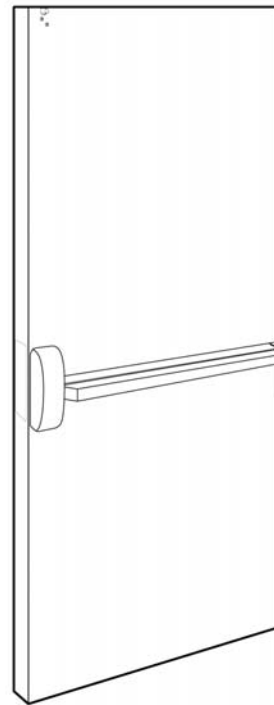
# NEW PRODUCT

IN STOCK, AVAILABLE FOR IMMEDIATE SHIPMENT

## CVR Series Doors

### CONCEALED VERTICAL ROD STOCK REVERSIBLE SEAMLESS DOORS 16 & 18 GAUGE GALVANIZED

- CVR Top & Bottom Reinforcement
  - Seamless Filled Edge
  - Polystyrene Core
  - 7-Gauge Hinge Reinforcement
  - Full Lock Reinforcement
  - 16-Gauge Top & Bottom Cap
  - Meets or exceeds standards for ANSI 250.4 and ANSI 250.8
  - Prime painted grey two part epoxy  
Factory applied, baked on
  - WHI 3HR positive pressure **(S)** smoke label
  - Other locations and sizes are available.
- Consult factory



ITEM#	SIZE	GAUGE	PREP
CVR1611	3070	16	BR/CVR
CVR1620	3080		
CVR1652	3670		
CVR1659	4070		
CVR1847	3070	18	BR/CVR
CVR1852	3670		
CVR1859	4070		
CVR1864	3080		



May 26, 2016

To Our Valued Customers,

The demand for our door and frame accessories have been rapidly increasing recently, and we feel that it is our part to satisfy our customers by upgrading our products from time to time. Just recently we initiated the use of **Dichromate Plating** and **Prime Coating** on some of our accessories. Production of these upgrades is on the way and soon it will be on our shelves for distribution. Meanwhile, we may still be supplying the old conventional finish until these new accessories are at hand.

The following are the list of accessories upgraded.

<b>PRIME COATING</b>	
<b>ITEM NO.</b>	<b>DESCRIPTION</b>
MAS875-1	Masonry Tube Anchors
MAS775-2	Masonry Tube Anchors
MAS675-3	Masonry Tube Anchors
MAS575-4	Masonry Tube Anchors
MAS825-5	Masonry Tube Anchors
MAS625-6	Masonry Tube Anchors
MPAA-10	Multi-Purpose Adjustable Anchor
HDADWA	Heavy Duty Adjustable Drywall Anchor
LADWA-11	Large Adjustable Drywall Anchor
FA-HD	Heavy Duty Floor Anchor
FA-L	Floor Anchor, Large
FA-S	Floor Anchor, Small

<b>DICHROMATE PLATING</b>	
<b>ITEM NO.</b>	<b>DESCRIPTION</b>
SAC-5	Strap Anchor
ADWA-12	Adjustable Drywall Anchor
MLCYL-3	Conversion Assembly
MLASA-4	Conversion Assembly
MLF86-1	Mortise Lock Edge Filler
161CP	Cylindrical Lock Cover Plate

Thank you for your continued patronage.

DKS Steel Door & Frame Systems, Inc.



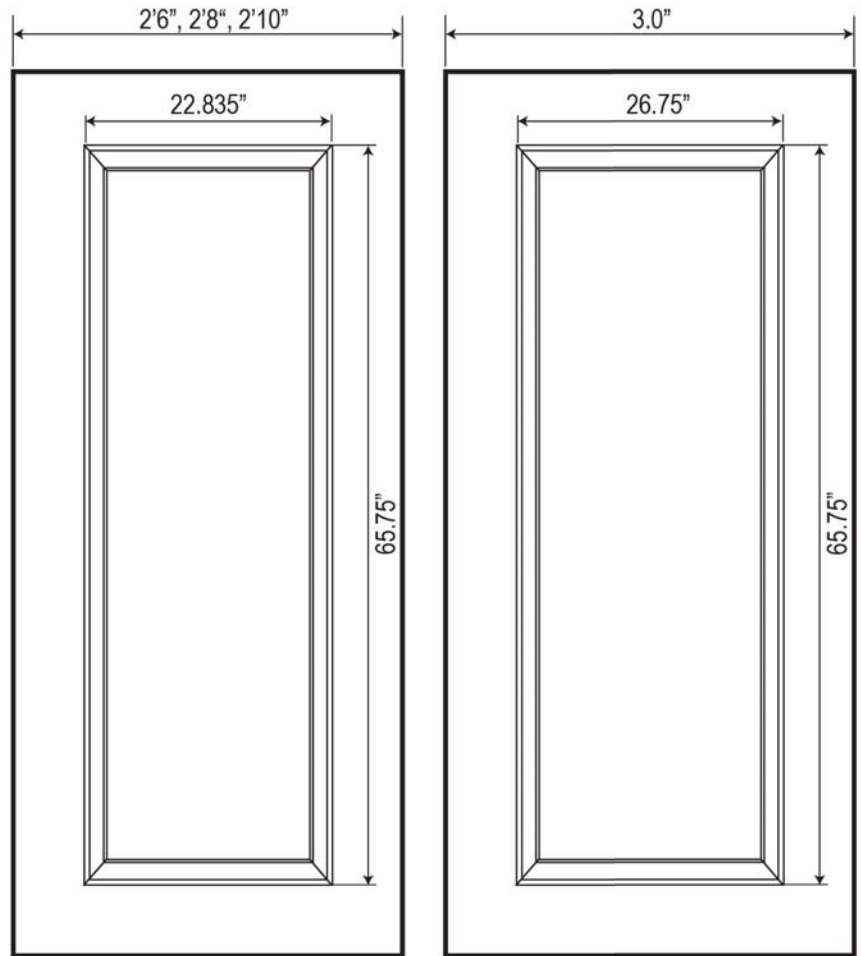
# NEW PRODUCT

IN STOCK, AVAILABLE FOR IMMEDIATE SHIPMENT

## SP1900 Series Single Panel Doors 18 Gauge

**STOCK REVERSIBLE SEAMLESS POLYSTYRENE SINGLE PANEL DOORS**

- ◆ 18 Gauge Cold Rolled or Galvanized Steel
- ◆ Seamless Filled Edges
- ◆ Full Body Polystyrene Core
- ◆ Non-Handed Design
- ◆ 12-Gauge Closer Reinforcement
- ◆ 7-Gauge Hinge Reinforcement-  
Standard / Heavy Duty
- ◆ 16-Gauge Flush Top Cap - Galvanized
- ◆ 16-Gauge Inverted Bottom Cap - Galvanized
- ◆ ADA 10 inch Minimum Bottom Rail
- ◆ Prime Painted Grey Two Part  
Epoxy Factory Applied, Baked On
- ◆ Standard Lock Preparations  
Include 161, 161-DL, Fed 86 Edge,  
Panic Bar Reinforcement
- ◆ WHI / ITS up to 3 hour,  
Positive Pressure and  
"S" Smoke included
- ◆ STC Rated 28, Model 32-1900  
STC Rated 32
- ◆ Meets or Exceeds Standards for  
ANSI 250.4 and ANSI 250.8



ITEM#	SIZE	TYPE / GAUGE	PREP
SP1900	3068	18	C
SP1905	3070		
SP1926	2668		
SP1928	2868		



2142 Tubeway Ave, Commerce CA 90040  
 Tel: (323) 888-7763 ♦ Fax: (323) 888 0063  
 Website: www.dksdoors.com ♦ Email: sales@dksdoors.com

June 2013

**TO OUR VALUED CUSTOMERS:**

**We have added new products to our inventories at Commerce, CA., Grand Prairie, TX and Reading, PA. Items listed below are the most recent additions to our inventories.**

**NEW INVENTORY ADDITIONS**

<b>1100 Series Flush Doors</b>		
<b>ITEM #</b>	<b>DESCRIPTION</b>	<b>PAGE NO</b>
1113EC	3068, 18-Gauge Cold Rolled Steel, C prep	DOORS-2
1118EC	3068, 18-Gauge Cold Rolled Steel, MB prep	DOORS-2
1124EC	3068, 18-Gauge Cold Rolled Steel, BR prep	DOORS-2
1140EC	3070, 18-Gauge Cold Rolled Steel, C prep	DOORS-2
1144EC	3070, 18-Gauge Cold Rolled Steel, MB prep	DOORS-2
1147EC	3070, 18-Gauge Cold Rolled Steel, BR prep	DOORS-2

<b>MD1400 Max Duty Doors and Frames</b>		
<b>ITEM #</b>	<b>DESCRIPTION</b>	<b>PAGE NO</b>
MD2868	2868, 14-Gauge A40 Galvanized Door, C prep	DOORS-7
MD3068	3068, 14-Gauge A40 Galvanized Door, C prep	DOORS-7
MD4086	2868, 5 3/4" 12-Gauge Frame w/ 3DL & ASA, RH	DOORS-7
MD4087	2868, 5 3/4" 12-Gauge Frame w/ 3DL & ASA, LH	DOORS-7
MD4011	2868, 8 3/4" 12-Gauge Frame w/ 3DL & ASA, RH	DOORS-7
MD4012	2868, 8 3/4" 12-Gauge Frame w/ 3DL & ASA, LH	DOORS-7
MD4100	3068, 5 3/4" 12-Gauge Frame w/ 3DL & ASA, RH	DOORS-7
MD4101	3068, 5 3/4" 12-Gauge Frame w/ 3DL & ASA, LH	DOORS-7
MD4800	3068, 8 3/4" 12-Gauge Frame w/ 3DL & ASA, RH	DOORS-7
MD4801	3068, 8 3/4" 12-Gauge Frame w/ 3DL & ASA, LH	DOORS-7

<b>1500 Series Retrofit/Replacement Doors</b>		
<b>ITEM #</b>	<b>DESCRIPTION</b>	<b>PAGE NO</b>
1544	2670, 18-Gauge Flush Doors, Lock Side Reinforced prep	DOORS-8
1545	2870, 18-Gauge Flush Doors, Lock Side Reinforced prep	DOORS-8

<b>1600 Series 9'0 Tall Flush Doors</b>		
<b>ITEM #</b>	<b>DESCRIPTION</b>	<b>PAGE NO</b>
1680	3090, 16-Gauge Galvanized, C prep	DOORS-9
1681	3090, 16-Gauge Galvanized, MB prep	DOORS-9
1682	3090, 16-Gauge Galvanized, BR prep	DOORS-9
1683	3490, 16-Gauge Galvanized, C prep	DOORS-9
1684	3490, 16-Gauge Galvanized, MB prep	DOORS-9
1685	3490, 16-Gauge Galvanized, BR prep	DOORS-9
1686	3690, 16-Gauge Galvanized, C prep	DOORS-9
1687	3690, 16-Gauge Galvanized, MB prep	DOORS-9
1688	3690, 16-Gauge Galvanized, BR prep	DOORS-9
1689	3890, 16-Gauge Galvanized, C prep	DOORS-9
1690	3890, 16-Gauge Galvanized, MB prep	DOORS-9
1691	3890, 16-Gauge Galvanized, BR prep	DOORS-9
1692	4090, 16-Gauge Galvanized, C prep	DOORS-9
1693	4090, 16-Gauge Galvanized, MB prep	DOORS-9
1694	4090, 16-Gauge Galvanized, BR prep	DOORS-9

<b>1600 Series 8'0 Tall Flush Doors</b>		
<b>ITEM #</b>	<b>DESCRIPTION</b>	<b>PAGE NO</b>
1661	3680, 16-Gauge Galvanized, MB prep	DOORS-9

<b>1700 Series 6-Panel STC Rating Doors</b>		
<b>ITEM #</b>	<b>DESCRIPTION</b>	<b>PAGE NO</b>
1723	3068, 18-Gauge Galvanized, C prep	DOORS-10
1722	3068, 18-Gauge Galvanized, MB prep	DOORS-10
1728	3068, 18-Gauge Galvanized, BR prep	DOORS-10
1730	3070, 18-Gauge Galvanized, C prep	DOORS-10
1724	3070, 18-Gauge Galvanized, MB prep	DOORS-10
1732	3070, 18-Gauge Galvanized, BR prep	DOORS-10

<b>32-1700 Series STC-32</b>		
<b>ITEM #</b>	<b>DESCRIPTION</b>	<b>PAGE NO</b>
32-1700	3068, 18-Gauge Galvanized, C prep	DOORS-10
32-1701	3068, 18-Gauge Galvanized, MB prep	DOORS-10
32-1702	3068, 18-Gauge Galvanized, BR prep	DOORS-10
32-1703	3068, 18-Gauge Galvanized, C/DL prep	DOORS-10
32-1705	3070, 18-Gauge Galvanized, C prep	DOORS-10
32-1706	3070, 18-Gauge Galvanized, MB prep	DOORS-10
32-1707	3070, 18-Gauge Galvanized, BR prep	DOORS-10
32-1708	3070, 18-Gauge Galvanized, C/DL prep	DOORS-10

<b>1800 Series Flush Doors</b>		
<b>ITEM #</b>	<b>DESCRIPTION</b>	<b>PAGE NO</b>
1848	3072, 18-Gauge Galvanized, C prep	DOORS-12
1845	3072, 18-Gauge Galvanized, MB prep	DOORS-12
1846	3072, 18-Gauge Galvanized, BR prep	DOORS-12



<b>1800 and 1600 Series Flush Doors Prepared for Continuous Hinge Application</b>		
ITEM #	DESCRIPTION	PAGE NO
G1849CH	3670, 18-Gauge Galvanized, 161C prep	DOORS-14
G1850CH	3670, 18-Gauge Galvanized, MB prep	DOORS-14
G1854CH	4070, 18-Gauge Galvanized, 161C prep	DOORS-14
G1855CH	4070, 18-Gauge Galvanized, MB prep	DOORS-14
G1649CH	3670, 16-Gauge Galvanized, 161C prep	DOORS-14
G1650CH	3670, 16-Gauge Galvanized, MB prep	DOORS-14
G1654CH	4070, 16-Gauge Galvanized, 161C prep	DOORS-14
G1655CH	4070, 16-Gauge Galvanized, MB prep	DOORS-14

<b>6000 Series Double Egress Doors</b>		
ITEM #	DESCRIPTION	PAGE NO
6060	3080, 18-Gauge Blank Surface V/R Reinforcement, BR SVR prep	DOORS-18

<b>9000 Series Temperature Rise Doors</b>		
ITEM #	DESCRIPTION	PAGE NO
9002	3068, 18-Gauge Flush Doors, Mineral Core, MB prep	DOORS-19
9003	3068, 18-Gauge Flush Doors, Mineral Core, BR prep	DOORS-19
9033	3070, 18-Gauge Flush Doors, Mineral Core, BR prep	DOORS-19
9043	3080, 18-Gauge Flush Doors, Mineral Core, BR prep	DOORS-19
9050	3068, 16-Gauge Flush Doors, Mineral Core, C prep	DOORS-19
9055	3070, 16-Gauge Flush Doors, Mineral Core, C prep	DOORS-19
9065	3080, 16-Gauge Flush Doors, Mineral Core, C prep	DOORS-19

<b>4000 Series Masonry Frames</b>		
ITEM #	DESCRIPTION	PAGE NO
4132	3072, 16-Gauge 5.75" Galvanized Masonry Frame, Right Hand	FRAMES-24
4133	3072, 16-Gauge 5.75" Galvanized Masonry Frame, Left Hand	FRAMES-24
4134	4072, 16-Gauge 5.75" Galvanized Masonry Frame, Right Hand	FRAMES-24
4135	4072, 16-Gauge 5.75" Galvanized Masonry Frame, Left Hand	FRAMES-24

<b>4000 Series Masonry Frames for Curries Locations</b>		
ITEM #	DESCRIPTION	PAGE NO
CU4100	3068, 16-Gauge 5.75" Galvanized Masonry Frame, Right Hand	FRAMES-27
CU4101	3068, 16-Gauge 5.75" Galvanized Masonry Frame, Left Hand	FRAMES-27
CU4104	3070, 16-Gauge 5.75" Galvanized Masonry Frame, Right Hand	FRAMES-27
CU4105	3070, 16-Gauge 5.75" Galvanized Masonry Frame, Left Hand	FRAMES-27

<b>4000 Series Masonry Frames for Dean Steel/Mesker Locations</b>		
ITEM #	DESCRIPTION	PAGE NO
DE/ME4100	3068, 16-Gauge 5.75" Galvanized Masonry Frame, Right Hand	FRAMES-27
DE/ME4101	3068, 16-Gauge 5.75" Galvanized Masonry Frame, Left Hand	FRAMES-27
DE/ME4104	3070, 16-Gauge 5.75" Galvanized Masonry Frame, Right Hand	FRAMES-27
DE/ME4105	3070, 16-Gauge 5.75" Galvanized Masonry Frame, Left Hand	FRAMES-27

<b>4000 Series Masonry Frames for Pioneer Locations</b>		
<b>ITEM #</b>	<b>DESCRIPTION</b>	<b>PAGE NO</b>
PI4100	3068, 16-Gauge 5.75" Galvanized Masonry Frame, Right Hand	FRAMES-27
PI4101	3068, 16-Gauge 5.75" Galvanized Masonry Frame, Left Hand	FRAMES-27
PI4104	3070, 16-Gauge 5.75" Galvanized Masonry Frame, Right Hand	FRAMES-27
PI4105	3070, 16-Gauge 5.75" Galvanized Masonry Frame, Left Hand	FRAMES-27

<b>5000 Series Drywall Frames for Curries Locations</b>		
<b>ITEM #</b>	<b>DESCRIPTION</b>	<b>PAGE NO</b>
CU5100	3068, 16-Gauge 5.625" Galvanized Drywall Frame, Right Hand	FRAMES-32
CU5101	3068, 16-Gauge 5.625" Galvanized Drywall Frame, Left Hand	FRAMES-32
CU5430	3068, 16-Gauge 5.875" Galvanized Drywall Frame, Right Hand	FRAMES-32
CU5431	3068, 16-Gauge 5.875" Galvanized Drywall Frame, Left Hand	FRAMES-32
CU5433	3070, 16-Gauge 5.875" Galvanized Drywall Frame, Right Hand	FRAMES-32
CU5434	3070, 16-Gauge 5.875" Galvanized Drywall Frame, Left Hand	FRAMES-32

<b>5000 Series Drywall Frames for Dean Steel/Mesker Locations</b>		
<b>ITEM #</b>	<b>DESCRIPTION</b>	<b>PAGE NO</b>
DE/ME5100	3068, 16-Gauge 5.625" Galvanized Drywall Frame, Right Hand	FRAMES-32
DE/ME5101	3068, 16-Gauge 5.625" Galvanized Drywall Frame, Left Hand	FRAMES-32
DE/ME5430	3068, 16-Gauge 5.875" Galvanized Drywall Frame, Right Hand	FRAMES-32
DE/ME5431	3068, 16-Gauge 5.875" Galvanized Drywall Frame, Left Hand	FRAMES-32
DE/ME5433	3070, 16-Gauge 5.875" Galvanized Drywall Frame, Right Hand	FRAMES-32
DE/ME5434	3070, 16-Gauge 5.875" Galvanized Drywall Frame, Left Hand	FRAMES-32

<b>5000 Series Drywall Frames for Pioneer Locations</b>		
<b>ITEM #</b>	<b>DESCRIPTION</b>	<b>PAGE NO</b>
PI5100	3068, 16-Gauge 5.625" Galvanized Drywall Frame, Right Hand	FRAMES-32
PI5101	3068, 16-Gauge 5.625" Galvanized Drywall Frame, Left Hand	FRAMES-32
PI5430	3068, 16-Gauge 5.875" Galvanized Drywall Frame, Right Hand	FRAMES-32
PI5431	3068, 16-Gauge 5.875" Galvanized Drywall Frame, Left Hand	FRAMES-32
PI5433	3070, 16-Gauge 5.875" Galvanized Drywall Frame, Right Hand	FRAMES-32
PI5434	3070, 16-Gauge 5.875" Galvanized Drywall Frame, Left Hand	FRAMES-32

<b>5000 Series Drywall Frames for Ceco Locations</b>		
<b>ITEM #</b>	<b>DESCRIPTION</b>	<b>PAGE NO</b>
CE5100	3068, 16-Gauge 5.625" Galvanized Drywall Frame, Right Hand	FRAMES-33
CE5101	3068, 16-Gauge 5.625" Galvanized Drywall Frame, Left Hand	FRAMES-33
CE5104	3070, 16-Gauge 5.625" Galvanized Drywall Frame, Right Hand	FRAMES-33
CE5105	3070, 16-Gauge 5.625" Galvanized Drywall Frame, Left Hand	FRAMES-33
CE5430	3068, 16-Gauge 5.875" Galvanized Drywall Frame, Right Hand	FRAMES-33
CE5431	3068, 16-Gauge 5.875" Galvanized Drywall Frame, Left Hand	FRAMES-33
CE5433	3070, 16-Gauge 5.875" Galvanized Drywall Frame, Right Hand	FRAMES-33
CE5434	3070, 16-Gauge 5.875" Galvanized Drywall Frame, Left Hand	FRAMES-33
CE5480	3080, 16-Gauge 5.875" Galvanized Drywall Frame, Right Hand	FRAMES-33
CE5481	3080, 16-Gauge 5.875" Galvanized Drywall Frame, Left Hand	FRAMES-33
CE5426	4068, 16-Gauge 5.625" Galvanized Drywall Frame, Right Hand	FRAMES-33
CE5427	4068, 16-Gauge 5.625" Galvanized Drywall Frame, Left Hand	FRAMES-33
CE5428	4070, 16-Gauge 5.625" Galvanized Drywall Frame, Right Hand	FRAMES-33
CE5429	4070, 16-Gauge 5.625" Galvanized Drywall Frame, Left Hand	FRAMES-33
CE5442	4068, 16-Gauge 5.875" Galvanized Drywall Frame, Right Hand	FRAMES-33
CE5443	4068, 16-Gauge 5.875" Galvanized Drywall Frame, Left Hand	FRAMES-33
CE5445	4070, 16-Gauge 5.875" Galvanized Drywall Frame, Right Hand	FRAMES-33
CE5446	4070, 16-Gauge 5.875" Galvanized Drywall Frame, Left Hand	FRAMES-33
CE5476	4080, 16-Gauge 5.875" Galvanized Drywall Frame, Right Hand	FRAMES-33
CE5477	4080, 16-Gauge 5.875" Galvanized Drywall Frame, Left Hand	FRAMES-33
CE5539	6068, 16-Gauge 5.625" Galvanized Drywall Frame, Right/Left Hand	FRAMES-33
CE5540	6070, 16-Gauge 5.625" Galvanized Drywall Frame, Right/Left Hand	FRAMES-33
CE5587	6068, 16-Gauge 5.875" Galvanized Drywall Frame, Right/Left Hand	FRAMES-33
CE5588	6070, 16-Gauge 5.875" Galvanized Drywall Frame, Right/Left Hand	FRAMES-33
CE5589	6080, 16-Gauge 5.875" Galvanized Drywall Frame, Right/Left Hand	FRAMES-33

<b>7000 Series Sticks</b>		
<b>ITEM #</b>	<b>DESCRIPTION</b>	<b>PAGE NO</b>
CO7300	16-Gauge, 7.75" Galvanized 10'	FRAMES-34

<b>7000 Series Sticks- Blank Strike Jambs</b>		
<b>ITEM #</b>	<b>DESCRIPTION</b>	<b>PAGE NO</b>
LP68575S JL	16-Gauge Blank Strike Jambs, Left Hand	FRAMES-34
LP68575S JR	16-Gauge Blank Strike Jambs, Right Hand	FRAMES-34
LP70575S JL	16-Gauge Blank Strike Jambs, Left Hand	FRAMES-34
LP70575S JR	16-Gauge Blank Strike Jambs, Right Hand	FRAMES-34

<b>8000 Series Sticks</b>		
<b>ITEM #</b>	<b>DESCRIPTION</b>	<b>PAGE NO</b>
8050	16-Gauge, 6.25" Galvanized 10'	FRAMES-35

**From all of us at DKS, we thank you for your continued support.**

