



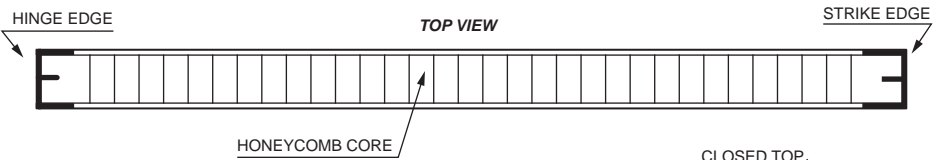
**STEEL DOOR & FRAME SYSTEMS, INC.**

**Double Egress  
Honeycomb Core Doors  
6000 Series**

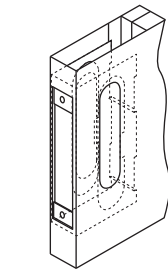
**Standard Features**

- ◆ 18/16 Gauge Cold Rolled or Galvanized Steel
- ◆ Seamless Filled Edges
- ◆ Full Body Honeycomb Core #90 Density Weight
- ◆ Non Handed Design
- ◆ 12 Gauge Closer Reinforcement
- ◆ 7-Gauge Hinge Reinforcement- Reversible
- ◆ 16-Gauge Top Cap - Galvanized
- ◆ 16-Gauge Inverted Bottom Cap - Galvanized
- ◆ Reinforced for Double Egress Surface Vertical Rod Application
- ◆ Prime Painted Grey Two Part Epoxy Factory Applied, Baked On
- ◆ WHI / ITS up to 3 hour, Positive Pressure and "S" Smoke included
- ◆ Meets or Exceeds Standards for ANSI 240.4 and ANSI 250.8

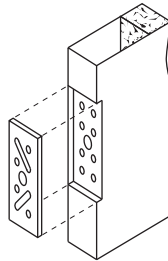
**Sections**



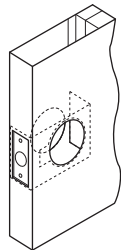
**Typical Hardware Preparations**



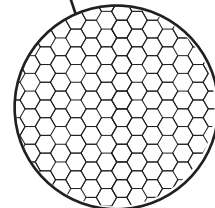
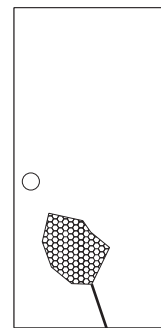
ANSI / SDI A115.1 "MB" (MORTISE)



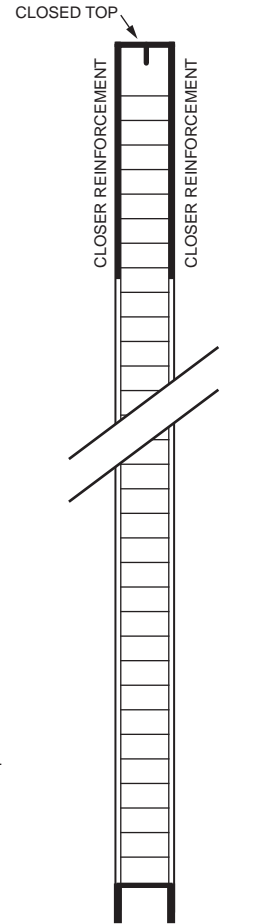
NON-HANDED HINGE



ANSI / SDI A115.2 "C" (BORED)



HONEYCOMB CORE DETAIL



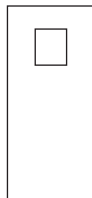
VERTICAL SECTION

**3 HR. LABEL STYLES**

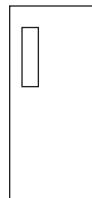


**F**  
3 x 33

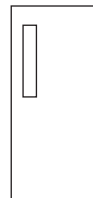
**1-1/2 HR. LABEL STYLES**



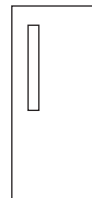
**V**  
10 x 10



**N**  
5 x 20

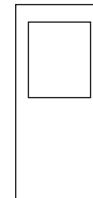


**N**  
4 x 25

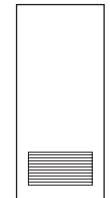


**N**  
3 x 33

**3/4 HR. LABEL STYLES**



**G**



**L1**

Warnock Hersey



**DKS Steel Door & Frame Systems, Inc.**

2142 Tubeway Avenue, Commerce, CA 90040 ◆ Tel: (323) 888-7763 ◆ Fax: (323) 888-0063 ◆ Email: sales@dksdoors.com ◆ Website: www.dksdoors.com